






Keith Edgar

Height: 188 cm / 6'2" | Waist: 86 cm / 34" | Inseam: 81 cm / 32" | Suit size: 56.0 cm / 46" | Suit Length: L | Shoe: 44.5 EU / 10.5 US | Hair: Grey-Black | Eyes: Blue/Grey



Keith Edgár


Height: 188 cm / 6'2" | Waist: 86 cm / 34" | Inseam: 81 cm / 32" | Suit size: 56.0 cm / 46" | Suit Length: L | Shoe: 44.5 EU / 10.5 US | Hair: Grey-Black | Eyes: Blue/Grey



Keith Edgar

Height: 188 cm / 6'2" | Waist: 86 cm / 34" | Inseam: 81 cm / 32" | Suit size: 56.0 cm / 46" | Suit Length: L | Shoe: 44.5 EU / 10.5 US | Hair: Grey-Black | Eyes: Blue/Grey

NEAL
HAMIL
AGENCY
— A Sicil family company since 1993 —



Keith Edgar

Height: 188 cm / 6'2" | Waist: 86 cm / 34" | Inseam: 81 cm / 32" | Suit size: 56.0 cm / 46" | Suit Length: L | Shoe: 44.5 EU / 10.5 US | Hair: Grey-Black | Eyes: Blue/Grey