

NEAL HAMIL AGENCY



Keith Edgar

Height: 188 cm / 6'2" | Waist: 86 cm / 34" | Inseam: 81 cm / 32" | Suit size: 56.0 cm / 46" | Suit Length: L | Shoe: 44.5 EU / 10.5 US | Hair: Grey-Black | Eyes: Blue/Grey

NEAL HAMIL AGENCY



Keith Edgar

Height: 188 cm / 6'2" | Waist: 86 cm / 34" | Inseam: 81 cm / 32" | Suit size: 56.0 cm / 46" | Suit Length: L | Shoe: 44.5 EU / 10.5 US | Hair: Grey-Black | Eyes: Blue/Grey


NEAL HAMIL AGENCY



Keith Edgar

Height: 188 cm / 6'2" | Waist: 86 cm / 34" | Inseam: 81 cm / 32" | Suit size: 56.0 cm / 46" | Suit Length: L | Shoe: 44.5 EU / 10.5 US | Hair: Grey-Black | Eyes: Blue/Grey


NEAL HAMIL AGENCY



Keith Edgar

Height: 188 cm / 6'2" | Waist: 86 cm / 34" | Inseam: 81 cm / 32" | Suit size: 56.0 cm / 46" | Suit Length: L | Shoe: 44.5 EU / 10.5 US | Hair: Grey-Black | Eyes: Blue/Grey


NEAL HAMIL AGENCY



Keith Edgar

Height: 188 cm / 6'2" | Waist: 86 cm / 34" | Inseam: 81 cm / 32" | Suit size: 56.0 cm / 46" | Suit Length: L | Shoe: 44.5 EU / 10.5 US | Hair: Grey-Black | Eyes: Blue/Grey

NEAL HAMIL AGENCY



Keith Edgar

Height: 188 cm / 6'2" | Waist: 86 cm / 34" | Inseam: 81 cm / 32" | Suit size: 56.0 cm / 46" | Suit Length: L | Shoe: 44.5 EU / 10.5 US | Hair: Grey-Black | Eyes: Blue/Grey


NEAL HAMIL AGENCY



Keith Edgar

Height: 188 cm / 6'2" | Waist: 86 cm / 34" | Inseam: 81 cm / 32" | Suit size: 56.0 cm / 46" | Suit Length: L | Shoe: 44.5 EU / 10.5 US | Hair: Grey-Black | Eyes: Blue/Grey


NEAL HAMIL AGENCY



Keith Edgar

Height: 188 cm / 6'2" | Waist: 86 cm / 34" | Inseam: 81 cm / 32" | Suit size: 56.0 cm / 46" | Suit Length: L | Shoe: 44.5 EU / 10.5 US | Hair: Grey-Black | Eyes: Blue/Grey

NEAL HAMIL AGENCY



Keith Edgar

Height: 188 cm / 6'2" | Waist: 86 cm / 34" | Inseam: 81 cm / 32" | Suit size: 56.0 cm / 46" | Suit Length: L | Shoe: 44.5 EU / 10.5 US | Hair: Grey-Black | Eyes: Blue/Grey

NEAL HAMIL AGENCY



Keith Edgar

Height: 188 cm / 6'2" | Waist: 86 cm / 34" | Inseam: 81 cm / 32" | Suit size: 56.0 cm / 46" | Suit Length: L | Shoe: 44.5 EU / 10.5 US | Hair: Grey-Black | Eyes: Blue/Grey

NEAL HAMIL AGENCY



Keith Edgar

Height: 188 cm / 6'2" | Waist: 86 cm / 34" | Inseam: 81 cm / 32" | Suit size: 56.0 cm / 46" | Suit Length: L | Shoe: 44.5 EU / 10.5 US | Hair: Grey-Black | Eyes: Blue/Grey

NEAL HAMIL AGENCY



Keith Edgar

Height: 188 cm / 6'2" | Waist: 86 cm / 34" | Inseam: 81 cm / 32" | Suit size: 56.0 cm / 46" | Suit Length: L | Shoe: 44.5 EU / 10.5 US | Hair: Grey-Black | Eyes: Blue/Grey

NEAL HAMIL AGENCY



Keith Edgar

Height: 188 cm / 6'2" | Waist: 86 cm / 34" | Inseam: 81 cm / 32" | Suit size: 56.0 cm / 46" | Suit Length: L | Shoe: 44.5 EU / 10.5 US | Hair: Grey-Black | Eyes: Blue/Grey

NEAL HAMIL AGENCY



Keith Edgar

Height: 188 cm / 6'2" | Waist: 86 cm / 34" | Inseam: 81 cm / 32" | Suit size: 56.0 cm / 46" | Suit Length: L | Shoe: 44.5 EU / 10.5 US | Hair: Grey-Black | Eyes: Blue/Grey

NEAL
HAMIL
AGENCY



Keith Edgar

Height: 188 cm / 6'2" | Waist: 86 cm / 34" | Inseam: 81 cm / 32" | Suit size: 56.0 cm / 46" | Suit Length: L | Shoe: 44.5 EU / 10.5 US | Hair: Grey-Black | Eyes: Blue/Grey

NEAL HAMIL AGENCY



Keith Edgar

Height: 188 cm / 6'2" | Waist: 86 cm / 34" | Inseam: 81 cm / 32" | Suit size: 56.0 cm / 46" | Suit Length: L | Shoe: 44.5 EU / 10.5 US | Hair: Grey-Black | Eyes: Blue/Grey


NEAL HAMIL AGENCY



Keith Edgar

Height: 188 cm / 6'2" | Waist: 86 cm / 34" | Inseam: 81 cm / 32" | Suit size: 56.0 cm / 46" | Suit Length: L | Shoe: 44.5 EU / 10.5 US | Hair: Grey-Black | Eyes: Blue/Grey

NEAL HAMIL AGENCY



Keith Edgar

Height: 188 cm / 6'2" | Waist: 86 cm / 34" | Inseam: 81 cm / 32" | Suit size: 56.0 cm / 46" | Suit Length: L | Shoe: 44.5 EU / 10.5 US | Hair: Grey-Black | Eyes: Blue/Grey

Height: 188 cm / 6'2" | Waist: 86 cm / 34" | Inseam: 81 cm / 32" | Suit s

NEAL
HAMIL
AGENCY

Length: L | Shoe: 44.5 EU / 10.5 US | Hair: Grey-Black | Eyes: Blue/Grey